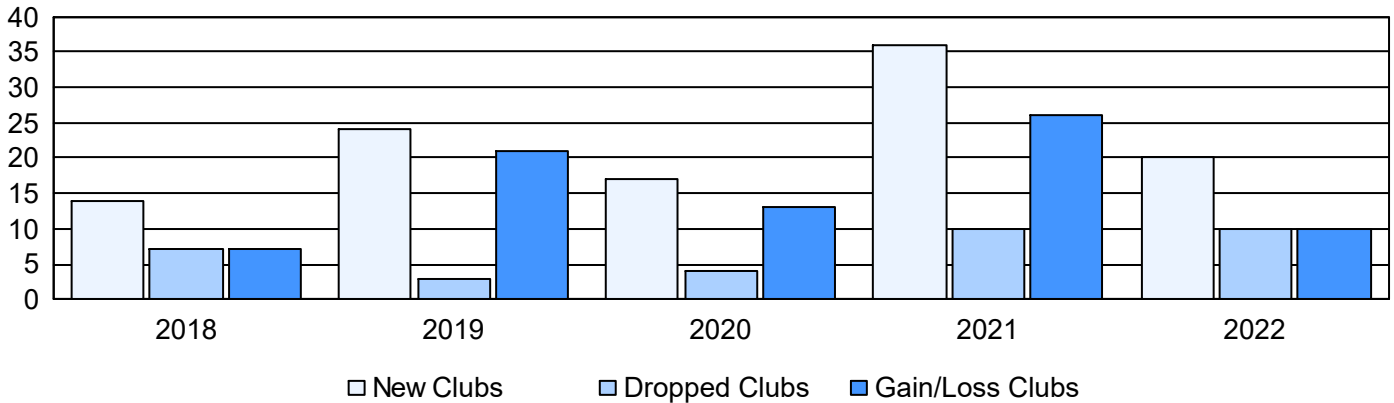


Multiple District D

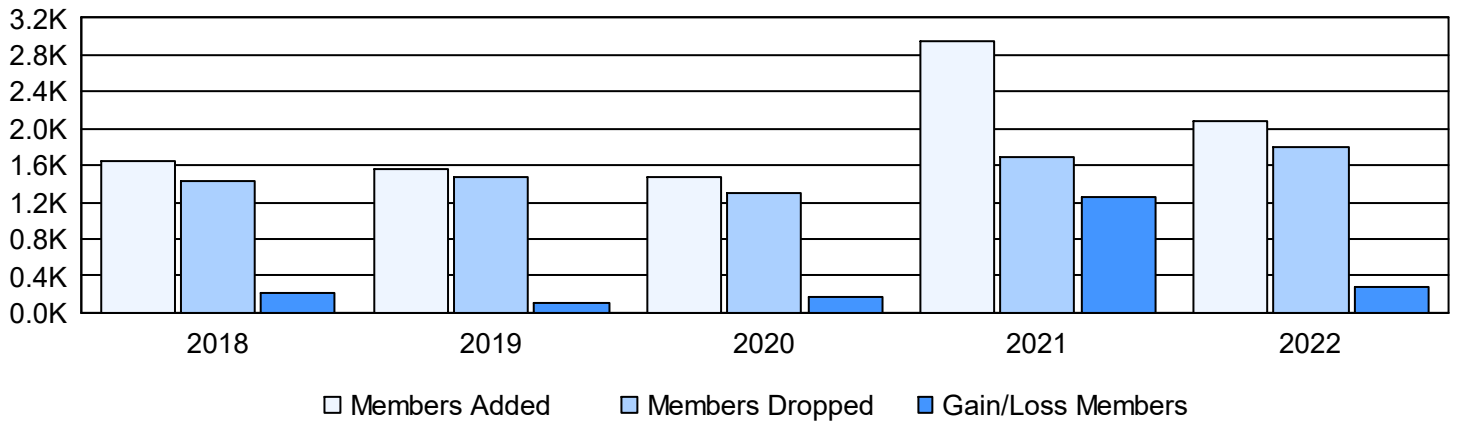
As of June 2022 Cumulative

Year	New Clubs	Dropped Clubs	Gain/ Loss Clubs	New Members	Charter Members	Reinstate Members	Transfer Members	Total Member Added	Total Members Dropped	Gain/ Loss Members
2017-2018	14	7	7	1,186	383	37	41	1,647	1,439	208
2018-2019	24	3	21	837	639	63	31	1,570	1,467	103
2019-2020	17	4	13	797	585	66	19	1,467	1,302	165
2020-2021	36	10	26	1,657	1,150	93	44	2,944	1,680	1,264
2021-2022	20	10	10	1,336	655	54	42	2,087	1,804	283
Average	22	7	15	1,163	682	63	35	1,943	1,538	405

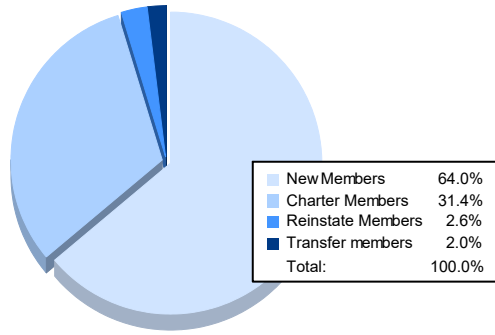
Clubs



Members



Membership Composition June 2022 Cumulative



Gender Composition June 2022 Cumulative

